

CUBA DEMOCRACY PUBLIC ADVOCACY, CORP.

For Immediate Release
February 4, 2009

Contact: Mauricio Claver-Carone (240) 441-8345

NEW POLL FINDS CUBAN-AMERICAN DEMOCRATS SUPPORT SANCTIONS AGAINST THE CUBAN REGIME

Washington, D.C. — Cuban-American voters from both political parties strongly support U.S. trade and travel sanctions against the Cuban regime, according to a new poll conducted by McLaughlin & Associates.

Overall, the poll found that 72% of Cuban-Americans support the continuation of the current U.S. trade embargo and 69% support the prohibition of tourist travel to the island. Amongst Cuban-American Democrats -- which the poll specifically over-sampled -- a near majority, 49% support the continuation of the trade embargo and a majority, 58% support current prohibitions on travel.

“The message to lawmakers is clear: the Cuban-American community favors the continuation of U.S. sanctions towards Cuban regime until a process of democratic reform begins,” said Mauricio Claver-Carone, Executive Director of Cuba Democracy Public Advocacy, Corp., which commissioned the poll. “Support for freedom and democracy in Cuba is non-partisan. Whether Republican, Democrat or Independent, the Cuban-American electorate continues to speak with one voice when it comes to Cuba policy,” added Claver-Carone.

Other results of the poll include:


- 80% of Cuban-American voters do not think Raul Castro will make democratic reforms in Cuba. Among Democrats 65% do not think he will make reforms.
- 69%, think that U.S. tourism should not be authorized to vacation in Cuba until the Cuban regime releases all political prisoners, respects basic human rights and schedules free elections. Among Democrats a majority (58%) agree that U.S. tourism should not be authorized.
- 69% of Cuban-American voters believe that the Cuban regime should remain on the U.S. government’s list of state-sponsors of terrorism. Among Democrats 52% believe that the Cuban regime should remain on the list.

The poll was conducted by McLaughlin & Associates on January 25-26, 2009 among 500 Cuban-American registered voters throughout Florida and has a margin of error of +/- 4.5%. The majority of Cuban-American voters reside in South Florida.

This poll is the most recent action in a broader campaign that began with a letter to President Barack Obama published in the *Special Inaugural* edition of a leading Washington, D.C. publication. The letter encourages President Obama’s advocacy on behalf of Cuban political prisoners and highlights the conditions in U.S. law prior to modifications in U.S. policy, such as the legalization of political parties, an independent media and labor unions by the Cuban authorities.

Cuba Democracy Public Advocacy, Corp. is a Washington, D.C.-based independent, non-partisan institution dedicated to the promotion of a transition in Cuba towards democracy, the respect for human rights, and the rule of law.

###



Florida Cuban-American Voters Survey

By:
John McLaughlin
February 2009

On the web
www.mclaughlinonline.com

Presentation Outline

1. Methodology
2. Major Findings
3. Current U.S. Policies Regarding Cuba
4. Cuban Regime Reforms
5. View on Cuban-American Members of Congress
6. The Cuban-American Voters
7. Voter Profile

Methodology:

This poll of 500 likely general election Cuban-American voters in the state of Florida was conducted between January 25-26, 2009. All interviews were conducted via telephone by professional interviewers. Interview selection was random within predetermined election units

This poll of 500 likely general election Cuban-American voters has an accuracy of +/- 4.5% at a 95% confidence interval.

Major Findings

A) The United States Current Policies Regarding Cuba are Strongly Supported by the Florida Cuban-American Community:

- 1) 7 in 10 of voters, 72%, support maintaining the trade and tourism embargo on the Cuban regime, until the Castro regime release all political prisoners, respects basic human rights and schedules free elections. 6 in 10 voters, 63%, under the age of 55 support the embargo. Also, Democrats support the embargo by a near majority (49%).
- 2) Almost 7 in 10 voters, 69%, agree that U.S. tourism should not be authorized to vacation in Cuba until the Cuban regime releases all political prisoners, respects basic human rights and schedules free elections. Among Democrats a majority (58%) agree that U.S. tourism should not be authorized.
- 3) When asked if the Cuban regime should remain on the U.S. government's list of state-sponsors of terrorism, almost 7 in 10 voters, 69%, responded yes they should. Among Democrats a majority 52% said yes and 32% said no.
- 4) More than 6 in 10 voters, 66%, support the Cuban Adjustment Act, which treats all Cubans that arrive in the U.S. as political refugees who are seeking political asylum. Among Democrats, those numbers are almost identical, 65% support and 26% oppose.

Major Findings

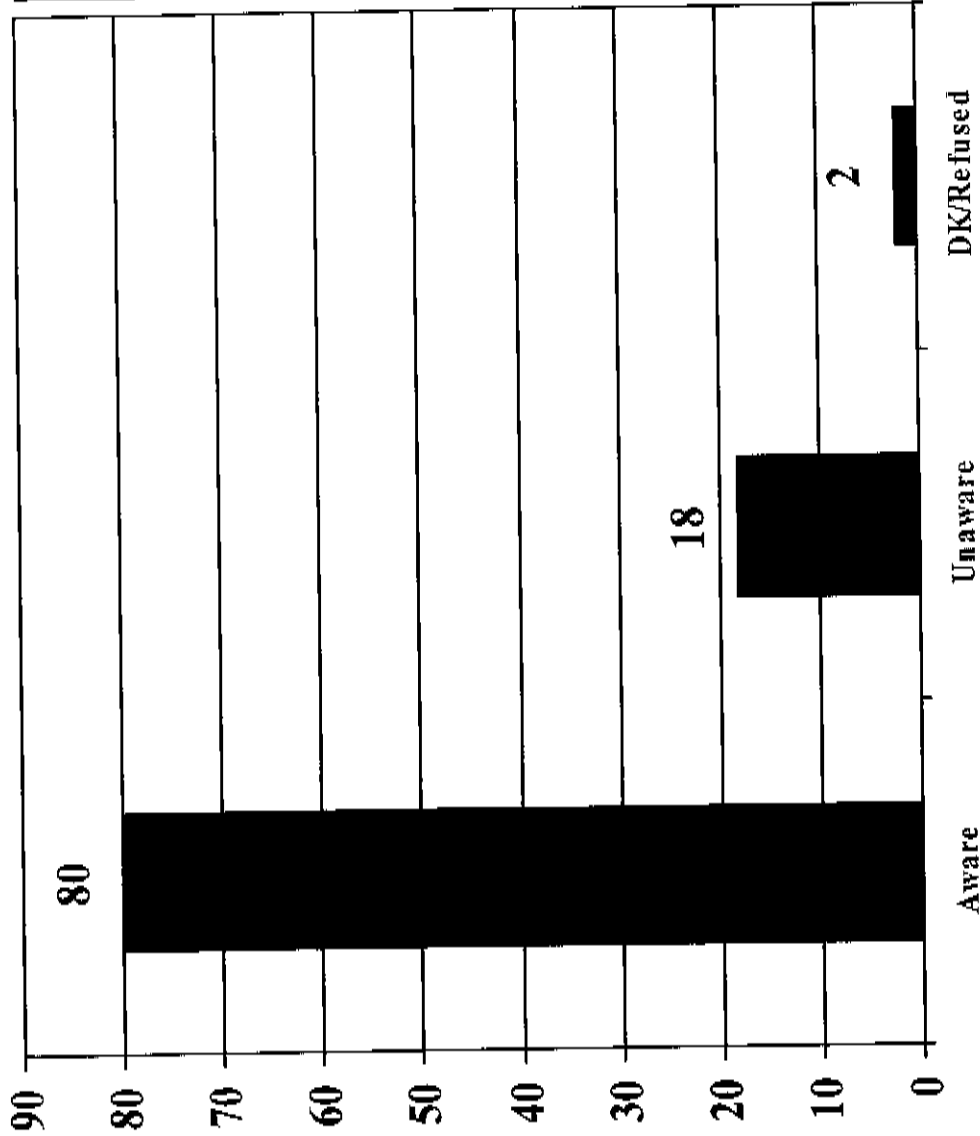
B) Cuban Regime Reforms:

- 1) 8 in 10 voters, 80%, do not think Raul Castro will make democratic reforms in Cuba. Among Democrats 65% do not think he will make reforms.
- 2) When given choices on what would most likely lead to a democratic transition in Cuba in the near future, a plurality of voters chose the death of Fidel Castro as the top response (32%), followed by Barack Obama's election inspiring a civil rights movement (13%) and a Cuban military coup d'état (12%). Among voters under 55, Fidel's death was the number one response as well (36%), followed by Barack Obama's election inspiring a civil rights movement (15%) and Cuban military coup d'état (12%), this is also true for voters over the age of 55, Fidel's death (28%), Barack Obama's election inspiring a civil rights movement (13%) and Cuban military coup d'état (12%).
- 3) When asked if unilaterally easing the current U.S. sanctions on Cuba without the Cuban regime restoring human rights and basic freedoms would help the Cuban regime or hurt them, 44% said it would help the regime, while 29% said it would hurt the regime. Among Democrats the numbers were similar with 39% saying it would help the regime and only 27% saying it would hurt the regime.

Major Findings

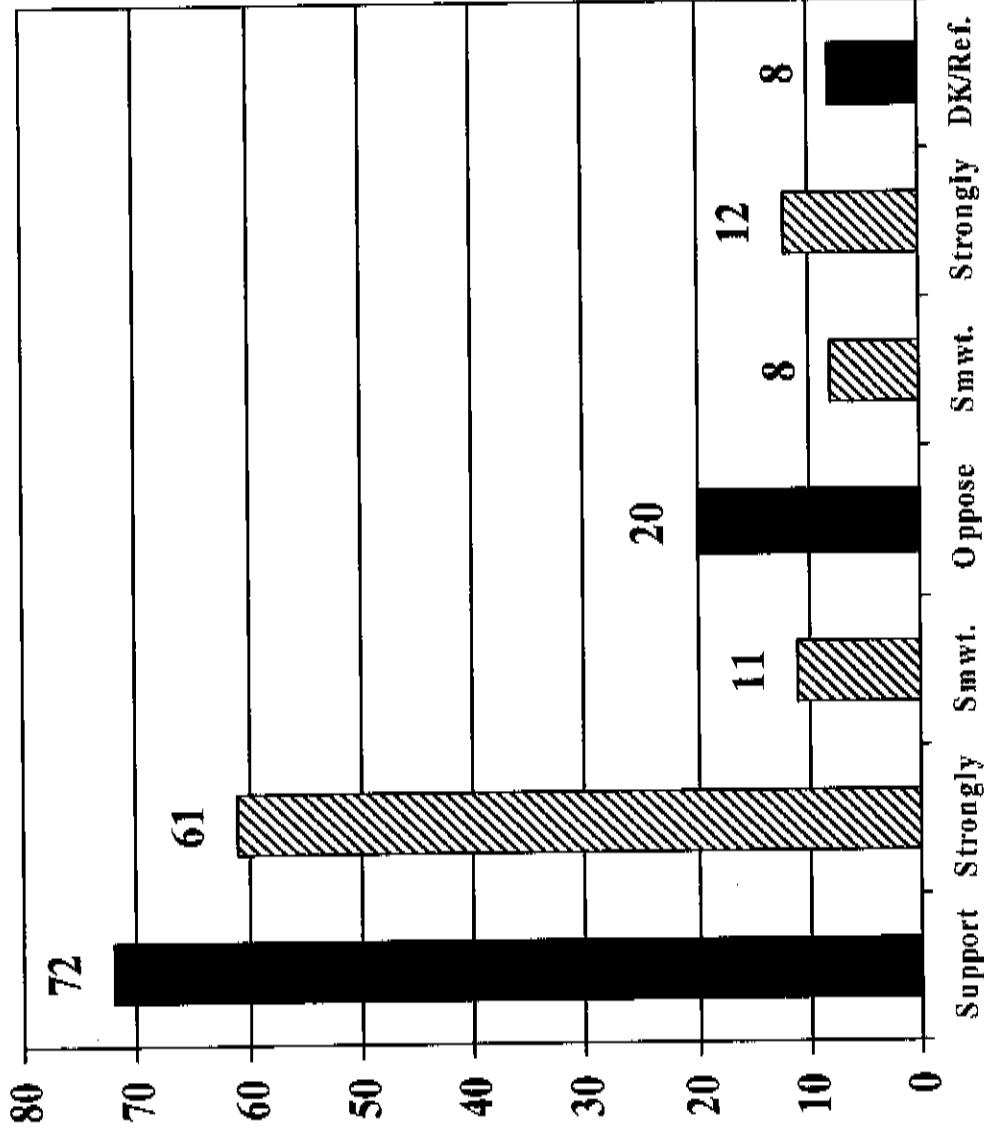
- C) The question was asked if the voters agree or disagree that the Cuban-American members of Congress accurately represent the view of the majority of the Cuban-American community as it relates to U.S. policy towards Cuba:
- 1) 61% of all voters agree, and only 23% disagree.
 - 2) Almost 6 in 10 voters (59%), under the age of 55 agree while just 30% disagree.
 - 3) 65% of voters over 55 agree and only 18% disagree (18%).
 - 4) Among Democrats 47% agree and 37% disagree.

Are you aware or unaware that current U.S. law and policy regarding Cuba requires that before the lifting of the US trade and tourism embargo, that Cuba must release all political prisoners, restore respect for basic human rights and schedule free and democratic elections by the Cuban regime?



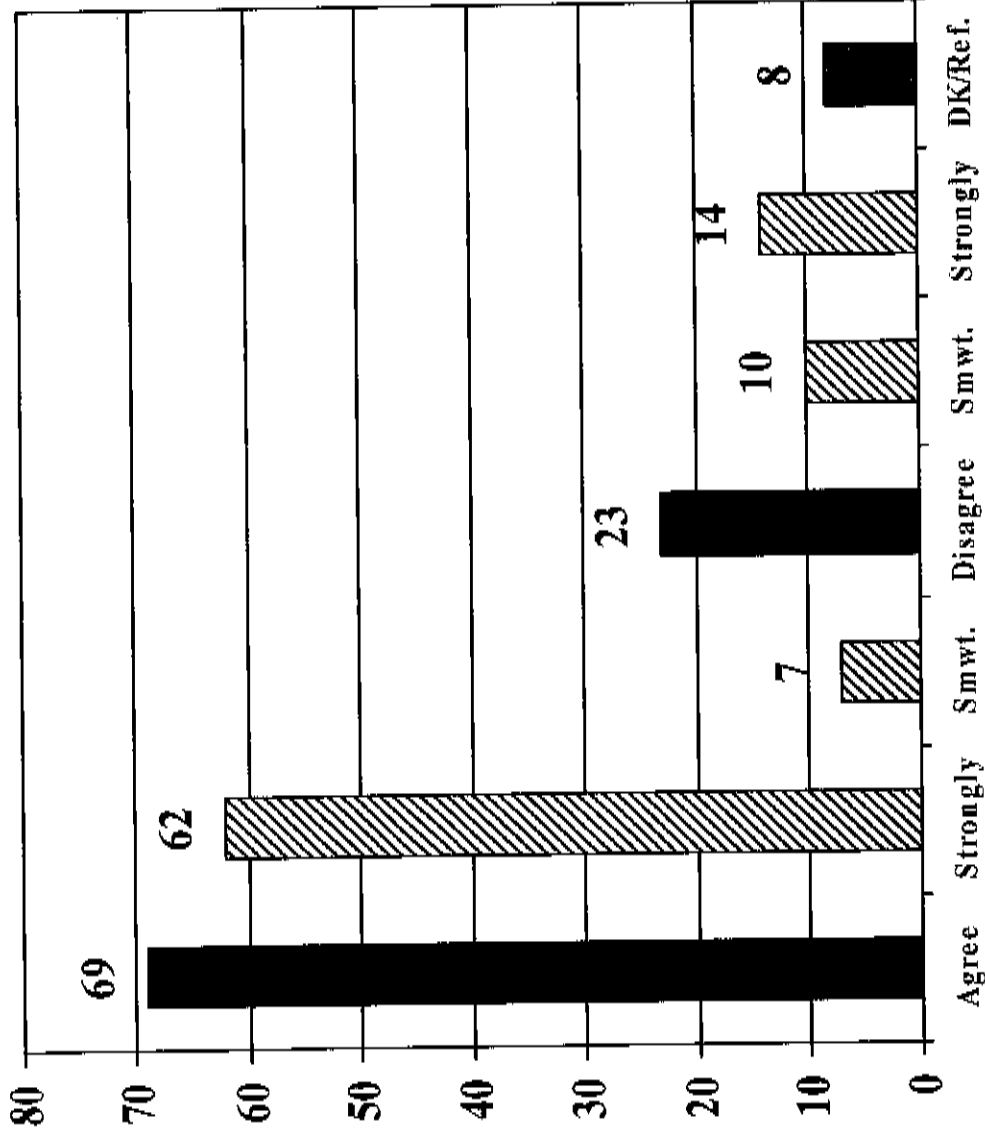
	Aware	Unaware
Born in Cuba	85	13
Not Born In Cuba	62	38
Generic Vote Cong. Rep.	82	16
Generic Vote Cong. Dem.	74	25
Generic Vote Cong. Und.	82	16
Republican	84	14
Democrat	75	23
Independent	75	24
Under 55	76	22
Over 55	84	15
Men	80	18
Women	80	19

Do you support or oppose the current U.S. policy of maintaining the trade and tourism embargo on the Cuban regime until the Castro regime releases all political prisoners, respects basic human rights and schedules free elections?



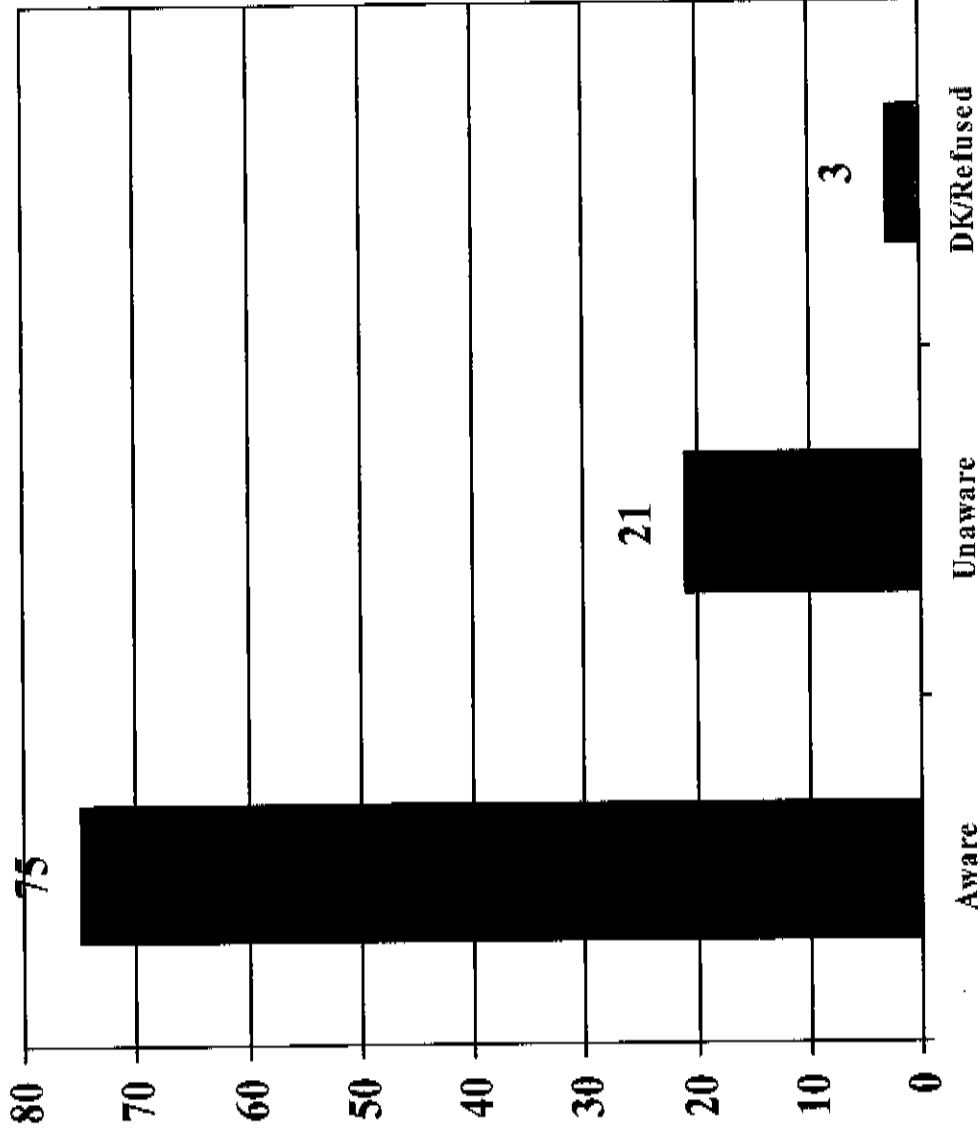
	Support	Oppose
Born in Cuba	77	17
Not Born In Cuba	58	31
Generic Vote Cong. Rep.	90	6
Generic Vote Cong. Dem.	53	40
Generic Vote Cong. Und.	68	18
Republican	86	9
Democrat	49	41
Independent	68	21
Under 55	64	28
Over 55	80	13
Men	71	22
Women	74	18

Do you agree or disagree that US tourism should not be authorized to vacation in Cuba until the Cuban regime releases all political prisoners, respects basic human rights and schedules free elections?



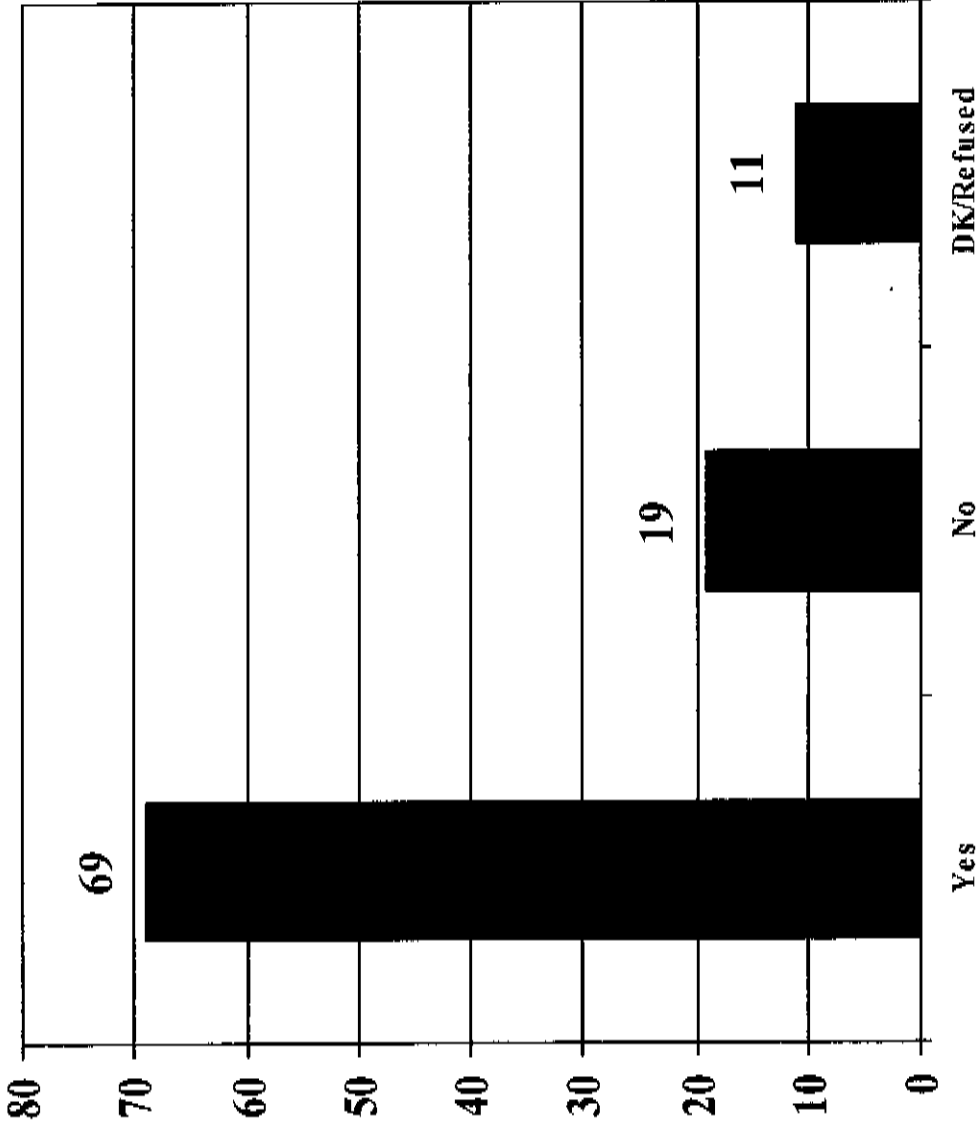
	Agree	Disagree
Born in Cuba	72	21
Not Born In Cuba	58	33
Generic Vote Cong. Rep.	79	16
Generic Vote Cong. Dem.	56	37
Generic Vote Cong. Und.	69	20
Republican	77	17
Democrat	58	34
Independent	64	27
Under 55	63	30
Over 55	75	18
Men	69	24
Women	69	23

Are you aware or unaware that the Cuban regime is on the U.S. government's list of state-sponsors of terrorism for its support of terrorist organizations, espionage activities, and for harboring fugitives from U.S. justice?




	Aware	Unaware
Born in Cuba	81	16
Not Born In Cuba	57	40
Generic Vote Cong. Rep.	82	15
Generic Vote Cong. Dem.	66	32
Generic Vote Cong. Und.	77	19
Republican	83	15
Democrat	65	33
Independent	74	24
Under 55	68	30
Over 55	83	14
Men	81	17
Women	70	25

Do you believe the Cuban regime should remain on the U.S. government's list of state-sponsors of terrorism?

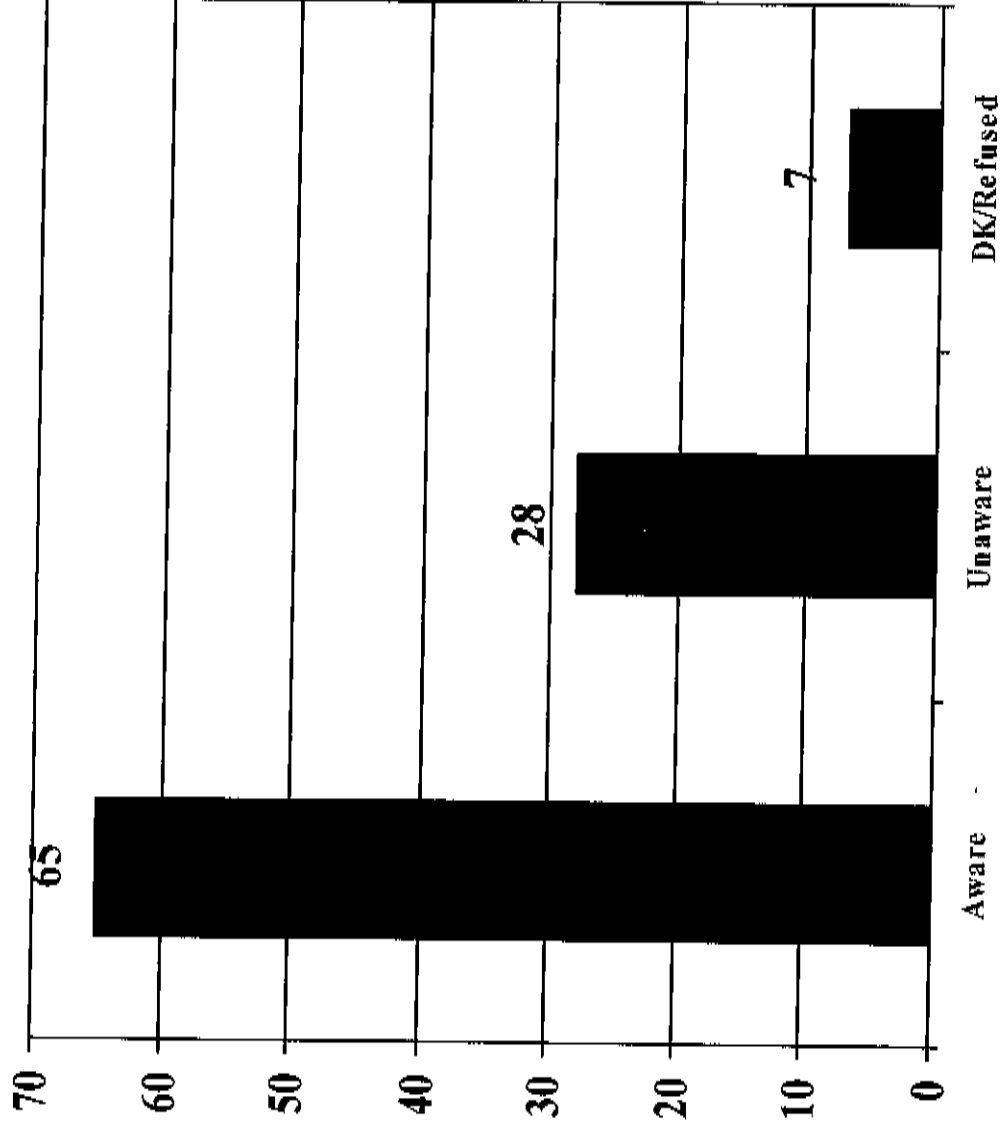


	Yes	No
Born in Cuba	72	17
Not Born In Cuba	58	27
Generic Vote Cong. Rep.	84	10
Generic Vote Cong. Dem.	50	35
Generic Vote Cong. Und.	70	17
Republican	81	12
Democrat	52	32
Independent	65	20
Under 55	68	20
Over 55	72	18
Men	69	21
Women	69	18

Do you support or oppose the Cuban Adjustment Act, which treats all Cubans that arrive in the U.S. as political refugees who are seeking political asylum?

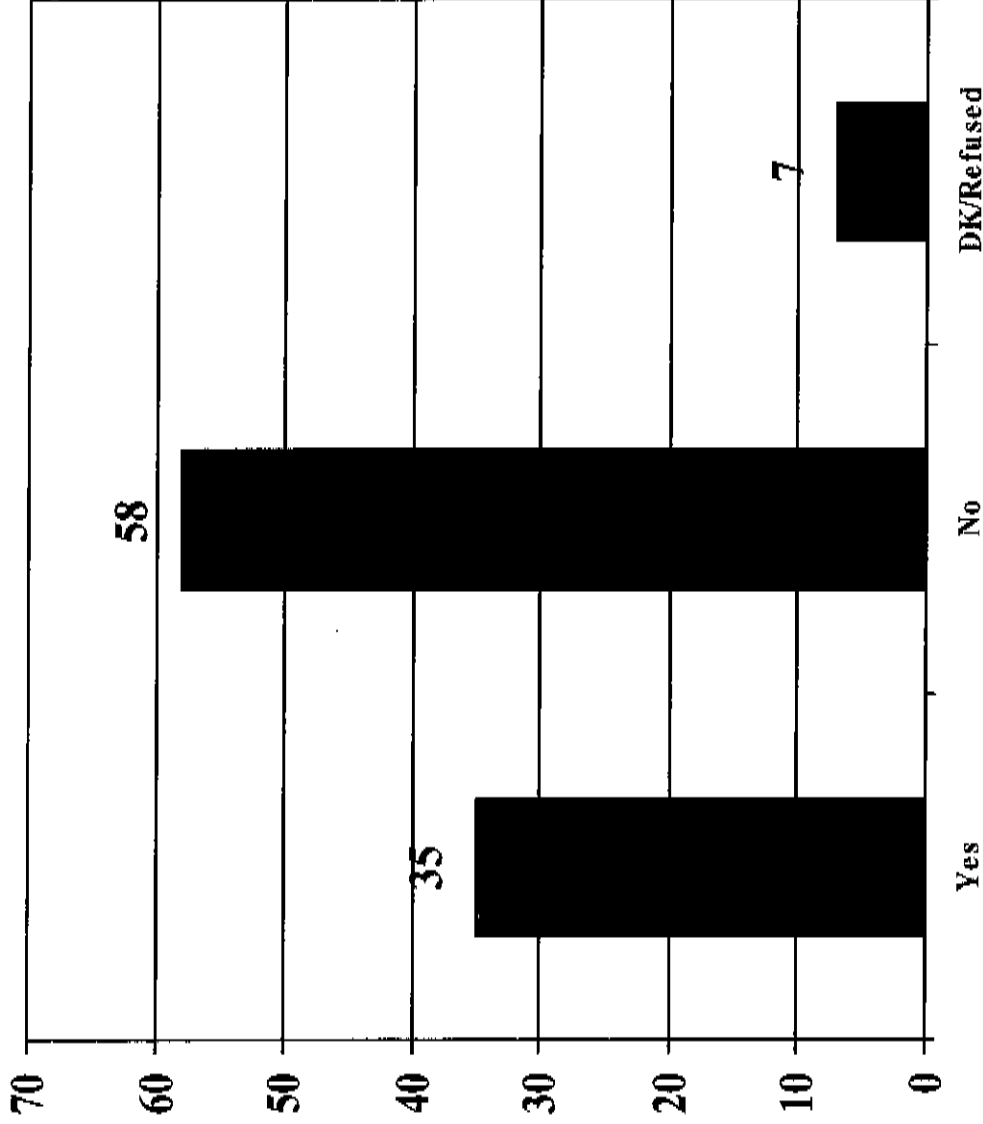


Are you aware or unaware that the Cuban tourism industry - including hotels, restaurants and nightclubs - is owned and operated by corporations under the control of the Cuban armed forces?

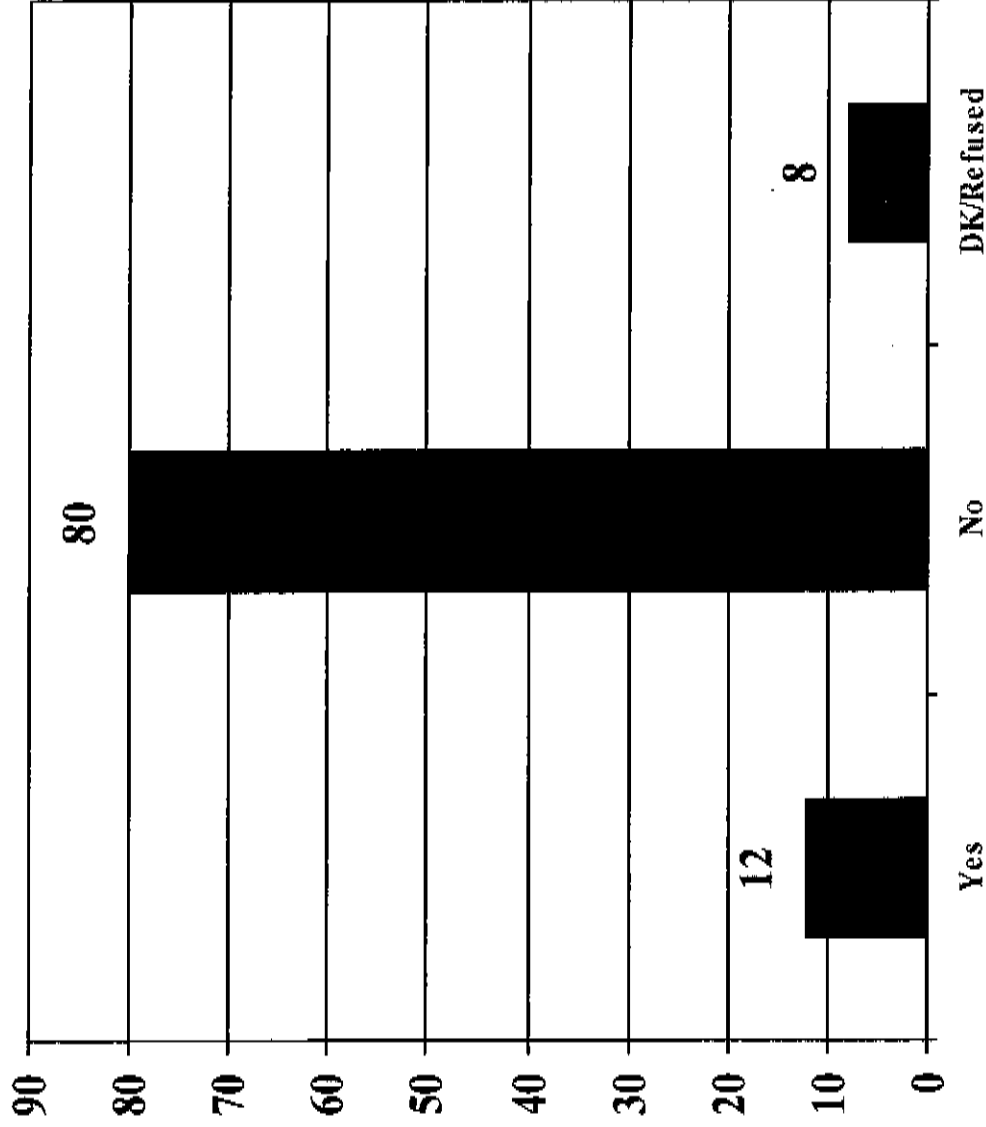


	Aware	Unaware
Born in Cuba	69	23
Not Born In Cuba	52	43
Generic Vote Cong. Rep.	73	21
Generic Vote Cong. Dem.	57	35
Generic Vote Cong. Und.	64	30
Republican	72	22
Democrat	55	39
Independent	64	27
Under 55	62	34
Over 55	69	21
Men	66	27
Women	65	28

Do you believe that Cubans who leave Cuba in order to seek freedom in the US should be allowed to travel to Cuba while the regime they fled from is still in power?



Do you think Raul Castro will make democratic reforms in Cuba?

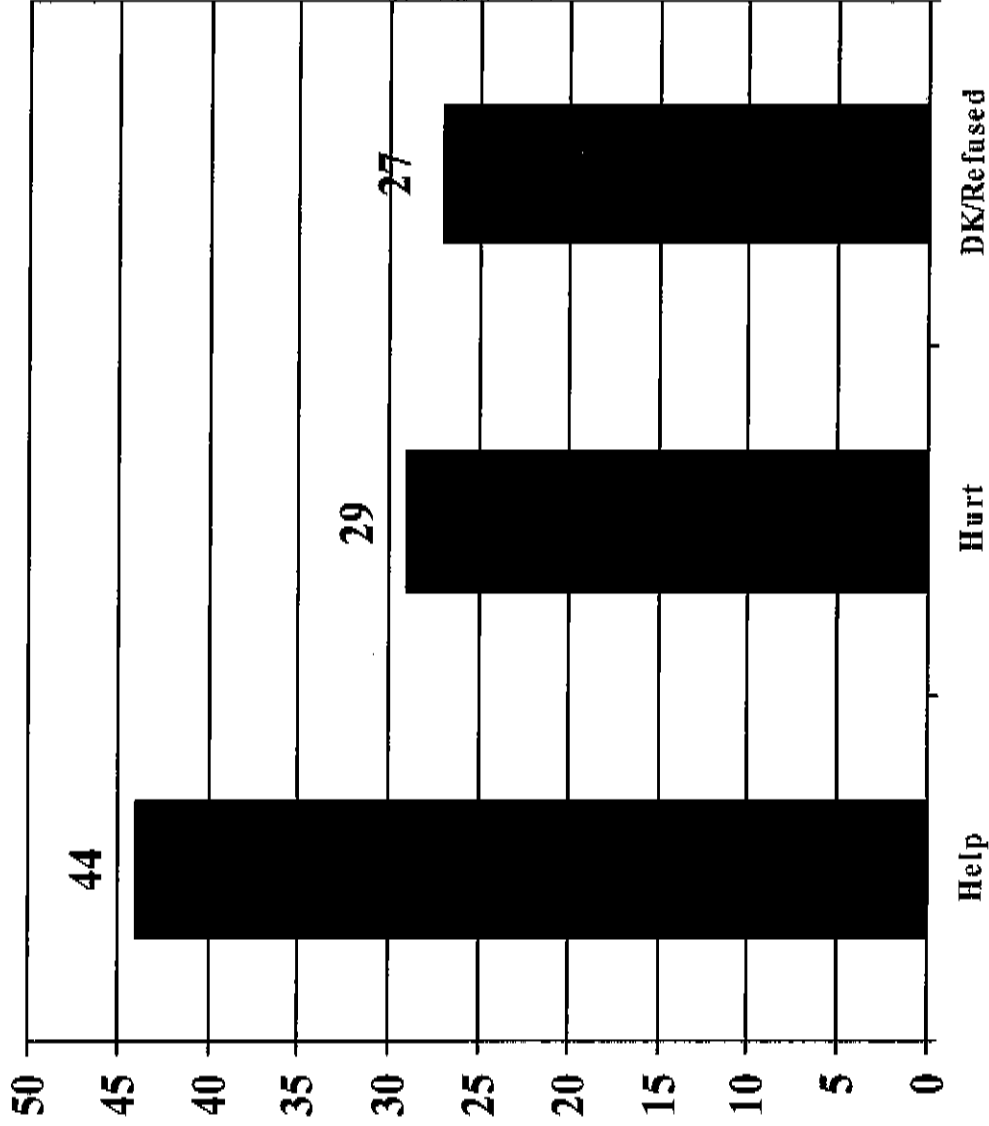


	Yes	No
Born in Cuba	9	84
Not Born In Cuba	20	67
Generic Vote Cong. Rep.	7	89
Generic Vote Cong. Dem.	20	67
Generic Vote Cong. Und.	9	82
Republican	7	89
Democrat	19	65
Independent	13	77
Under 55	14	75
Over 55	9	85
Men	15	77
Women	8	84

Which of the following do you think is most likely to lead to a democratic transition in Cuba in the near future?

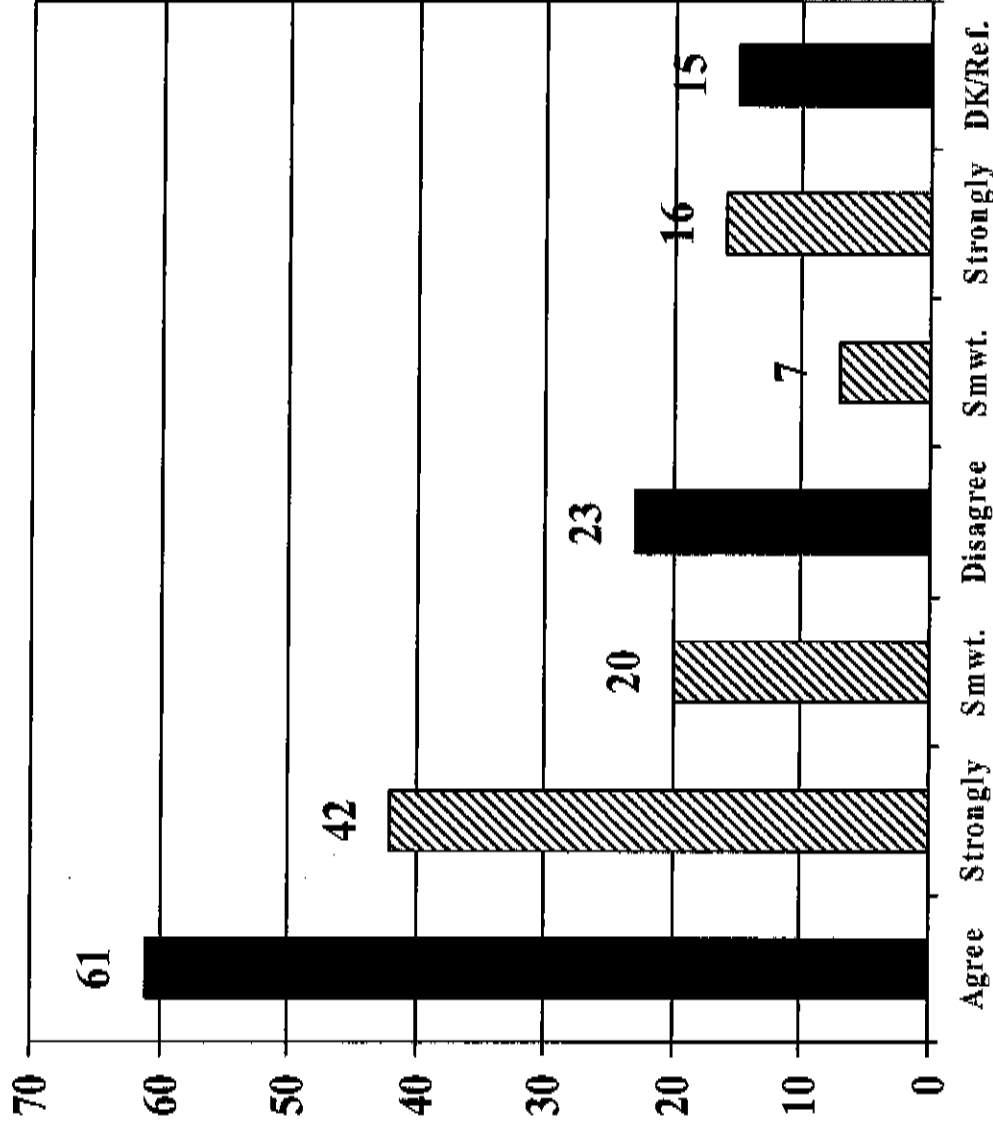
	<u>Total</u>	<u>Under 55</u>	<u>Over 55</u>	<u>GOP</u>	<u>DEM</u>	<u>IND</u>	<u>Men</u>	<u>Women</u>
The death of Fidel Castro will lead to increased acts of civil disobedience by the people and a serious division in the Cuban armed forces.	32	36	28	31	31	36	31	32
Barack Obama's election inspires a civil rights movement among Cuba's population	13	15	13	10	19	16	16	11
A Cuban military coup d'état.	11	12	10	12	11	10	10	12
Plummeting oil prices spark an economic crisis ending Venezuelan subsidies to Cuba	8	8	7	6	11	8	8	7
Communist China becomes a democracy.	1	2	1	2	2	1	1	2
Popular Uprising	1	1	1	2	0	1	2	0
Both Castro's Die	1	2	0	1	1	2	1	1
Other	3	3	3	4	5	1	3	4
DK/Refused	30	22	36	33	22	27	29	32

Do you believe that unilaterally easing the current US sanctions on Cuba without the Cuban regime restoring human rights and basic freedoms would help the Cuban regime or would hurt the Cuban regime?



	Help	Hurt
Born in Cuba	44	28
Not Born In Cuba	45	30
Generic Vote Cong. Rep.	50	28
Generic Vote Cong. Dem.	42	32
Generic Vote Cong. Und.	40	27
Republican	50	29
Democrat	38	27
Independent	44	30
Under 55	44	34
Over 55	46	25
Men	49	27
Women	40	30

Do you agree or disagree that the Cuban-American Members of Congress accurately represent the view of the majority of the Cuban-American community as it relates to U.S. policy toward Cuba?



	Agree	Disagree
Born in Cuba	65	21
Not Born In Cuba	50	33
Generic Vote Cong. Rep.	75	11
Generic Vote Cong. Dem.	44	41
Generic Vote Cong. Und.	60	23
Republican	74	14
Democrat	47	37
Independent	55	30
Under 55	59	30
Over 55	65	18
Men	61	26
Women	62	21

When did you Arrive in the United States?

	<u>Total</u>	<u>Under 55</u>	<u>Over 55</u>	<u>GOP</u>	<u>DEM</u>	<u>IND</u>	<u>Men</u>	<u>Women</u>
Before 1960's	13	4	18	12	15	14	12	13
During the 1960's	37	34	39	42	32	31	30	44
During the 1970's	17	16	17	22	15	9	17	17
During the 1980's	15	17	13	16	13	15	21	10
During the 1990's	12	18	9	7	19	17	13	12
During 2000/Present	6	10	3	2	5	21	6	6
DK/Refused	1	0	1	1	0	1	1	0

Voter Profile

<u>Voter Likelihood</u>	<u>%</u>	<u>Gender</u>	<u>%</u>
Very Likely	81	Male	48
Somewhat Likely	19	Female	52
<u>Arrival in USA</u>	<u>%</u>	<u>Area</u>	<u>%</u>
Before 1960	13	Miami/Ft. Lauderdale	83
During the 1960's	37	Miami Dade	76
During the 1970's	17	Rest of Miami M.M.	7
During the 1980's	15	West Palm Beach	3
During the 1990's	12	Ft. Myers/Naples	4
During 2000 to Present	6	Tampa/St. Pete/Sarasota	6
<u>Party Affiliation</u>	<u>%</u>	Orlando/Daytona/Melbourne	3
Republican	48	Res of State/North	1
Democrat	25	<u>Congressional Districts</u>	<u>%</u>
Independent	23	CCD #18	28
<u>Age</u>	<u>%</u>	CCD #21	28
18-25	6	CCD #25	19
26-40	15	Rest of State	25
41-55	25		
56-65	23		
66-75	15		
Over 75	14		